

UV Sensor Probe

GUVx-T1xGC-2LA5


Features

- Single Supply Voltage, Analog Voltage Output
- Air Environment

Applications

- UV Power Measurement
- UV Lamp, LED Monitoring

Picture



Information of UV Sensor Probe

Size (mm ³)	36(a) × 30(b) × 16
Window Size (mm)	12
No. of screw	4
No. of fixed hole	2
hole to hole (mm)	22
Size of hole	4 mm Tab × 8 mm
Locaion of hole	Center (a direction) 4 mm from Edge (b direction)
Cable Length (cm)	40
Weight (g)	40
Connector	Molex 5264-04

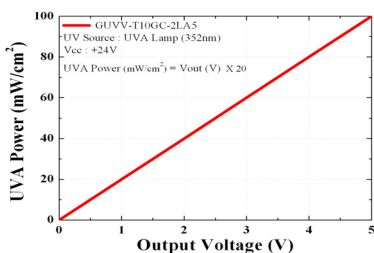
Absolute Maximum Ratings

Parameter	Symbol	Value			Unit	Remark
		Min.	Typ.	Max.		
Storage Temperature	T _{st}	-40		90	°C	
Operating Temperature	T _{op}	-30		85	°C	

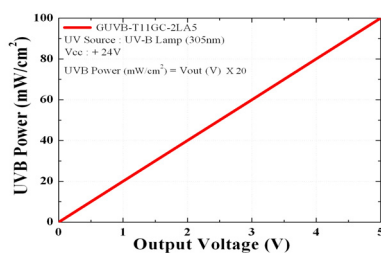
Electro-Optical Characteristics (at 25 °C)

Parameter	Symbol	Value			Unit	Remark
		Min.	Typ.	Max.		
Supply Voltage	V _{cc}	9		24	V	DC
Supply Current	I _Q		3.3		mA	
Detection Range	GUVV-T10GC-2LA5	λ	230	395	nm	10% of Max.
	GUVB-T11GC-2LA5	λ	220	320	nm	10% of Max.
	GUVC-T10GC-2LA5	λ	220	280	nm	10% of Max.
Output Voltage	V _{out}	0		5	V	
Detection Power Range	P	0		100	mW/cm ²	
Response Time	T		10		ms	

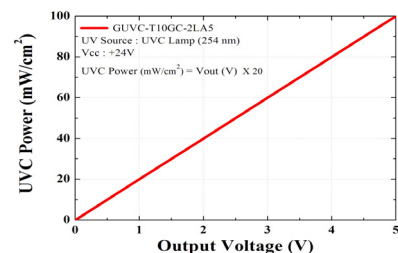
Output Voltage along UV power



GUVV-T10GC-2LA5



GUVB-T11GC-2LA5



GUVC-T10GC-2LA5

UV Power (mW/cm²) = Vout (V) × 20